

ALWAYS FREE

LITERARY CLASSIC

THE LEGEND OF SLEEPY HOLLOW

BRIGHT STAR CHILDREN'S THEATRE, LLC * BRIGHT STAR TOURING THEATRE

About the Production!

This is our hilarious version of the infamous literary classic by the literary genius Washington Irving! The story follows the bumbling yet endearing Ichabod Crane, the beautiful and elegant Katrina Van Tassel and, of course, the bullying Brom Bones. They work to bring new life to this classic tale that is credited as being America's first work of fiction! Your young audience will love seeing audience volunteers and one unsuspecting teacher join the actors on-stage for an impromptu Sleepy Hollow choir practice and the arrival of our not-too-scary Headless Horseman! Our approach to the tale is funny and entertaining, yet lovable and approachable for your young audience.

THEMES YOU MAY RECOGNIZE IN THIS PROGRAM:

- *Literary
- *Anti-Bullying
- *Holiday
- *Character-Education




WASHINGTON IRVING


The author of our spooky tale is a man named Washington Irving. He was born on April 3, 1783 in Manhattan, NY. His family were of Scottish-English decent and they immigrated to America. He became famous for being an author, but he was also an essayist, historian, biographer and diplomat of the

early 19th century... whew! In his latter years, President John Tyler appointed Mr. Irving as the Minister of Spain and he was very good at his job. He is also well-known for another tale you may have heard of called 'Rip Van Winkle' about a man who fell asleep for about 20 years!


Other Famous Authors & Irving CRITICS who lived in the same time period!



GEORGE WILLIAM CURTS was an American writer, public speaker and Irving advocate who stated, "there is not a young literary aspirant in the country, who, if he ever personally met Irving, did not hear from him the kindest words of sympathy, regard and encouragement".



EDGAR ALLAN POE, famous American author and poet, was not much of a fan of Washington Irving. He thought Irving was an innovator, but that his writing was unsophisticated and "much over-rated"! What do you think about that?



HENRY WADSWORTH LONGFELLOW, the American poet and educator, said American authors feel a "pride in Irving's renown as an author" and that he won the country and "honourable name and position in the History of Letters".

SLEEPY HOLLOW WORDS!



BROM
 CLASSICAL
 FRIGHTENING
 HEADLESS
 HOLLOW
 HORSEMAN
 ICHABOD
 IRVING
 KATRINA
 LITERATURE
 SLEEPY
 SPOOKY
 TRICKS
 WASHINGTON
 WOODS

The Legend of Sleepy Hollow Word Search!

W P N W A H N A I S D M L G K
 K A Q A O T N X J L O O O X Z
 S M S L M I F D W E B R G Z Z
 J P L H R E F A C E A B K Q A
 B O O T I V S L X P H X M T L
 W W A O A N A R L Y C F U M I
 M K B K K S G H O I I U P V T
 V K Q F S Y G T R H Q I V M E
 B G N I V R I V O K S Q L Q R
 B R C T R I C K S N O D G D A
 S A B A P P S S E L D A E H T
 L D M P O X F N T N C A E S U
 H I O F R I G H T E N I N G R
 R H L O L Q N W J V F B C V E
 D V G F W S C V N T I I Z V A

FUN AND INTERESTING FACTS ABOUT THE LEGEND OF SLEEPY HOLLOW THAT I BET YOU DIDN'T KNOW!

1. Brom Bones was modeled after a real guy named Abraham Martling (Brom is a nickname for Abraham) from Washington Irving's home town. He was the town's blacksmith and he rode a big, black horse!
2. The real Ichabod Crane was an Army Captain that was called "Captain Crane." Legend has it that he wasn't very fond of his name being used in the story.
3. The town the play is set in is called "Tarry Town" which is based on a real town in New York called Tarrytown where the local high school's teams are called "The Horsemen".
4. There is a town in Illinois called Sleepy Hollow and they've embraced the fictional tale to the fullest. Many of the town's street names reflect that of the tale and the image of the Headless Horseman is found on town publications and city landmarks.

Poll Results

Ichabod Crane is **QUITE FEARFUL**, but actually a lot of Americans have Fears!

Public Speaking **74%**

S p i d e r s
30.5%

Darkness **11%**

Heights **10%**

Open Spaces

2.2%

EVERY YEAR

There are over

900

People named Ichabod in the U.S.!

In-Class Activities!

...

1. Have a class discussion about the play! Who is the hero of the story and why? Did the Headless Horseman actually exist or was it another one of Brom Bones' tricks? What was your favorite part of the play and why? Favorite character? What exactly makes it a 'legend'?
2. Break the students into groups of 3 or 4 and have each one come up with their own legend and then share it with the rest of the class through story-telling or putting on a play of their own.
3. Who do you think the Headless Horseman is? Have the students come up with a story about the Horseman and share it with the class or pass the stories around the classroom and have students read someone else's story.

FUN IDEAS!



As your students walk into class, have the lights off except for a flashlight or small lamp. Have 'Silence, please' written on the board for all to see. As soon as they're all quiet and in attendance, begin telling the tale of 'The Legend of Sleepy Hollow' and have them join in and help you finish by the raise of a hand.




Have a day dedicated to PUMPKINS! Invite everyone to bring in pumpkin dishes or pumpkin flavored food or beverages to share with the group!

4. Go out and find another seasonal or fall-related story for the group to enjoy.
5. Create a Sleepy Hollow Song (new or by changing the words to an existing song) & share.
6. Create a Sleepy Hollow board game complete with game pieces, rules and a clear way to win. Then have a day designated to playing them!
7. Discuss the characters' names and the significance of how each one relates to their looks and/or personality.

THE STORY IS SET IN THE YEAR 1790!

WAIT, WHAT ELSE HAPPENED THAT YEAR?



George Washington was President!



- THOMAS JEFFERSON became the Secretary of State
- MOZART was still alive and premiering Operas
- The 1st RESCUE LIFE BOAT was tested
- The SUPREME COURT met for the 1st Time
- The 1st United States CENSUS was held
- The U.S. PATENT SYSTEM was established
- RHODE ISLAND became the 13th original state
- WASHINGTON D.C. became the Capital

Fun Questions About School in 1790 that you can find out the answers to!

What did students wear to school everyday?

What was everyone's favorite food?

What was school like? How big were the classrooms?

How did people get to school?

What fun things did young people do? What games did they play?

HEADLESS HORSEMAN'S HORSE - A PAPER PUPPET!



TIPS:

- *If a part gets ripped, tape it together on both sides and trim off the extra tape.
- *If a part doesn't fit the way you like (legs too long, etc.), trim off a little bit from the top or bottom.
- *If you don't have a hole puncher, use a craft knife to cut a tiny "x" where you need to put the paper brad.

Artist in LA LA Land.com
proudly presents
**THE HEADLESS HORSEMAN'S
HORSE PAPER PUPPET**


SUPPLIES NEEDED:

- *17 paper brads/fasteners (easily found at a craft store)
- *80 - 110 lb cover/carstock paper (find at office supply store)

DIRECTIONS:

- *Cut out each part & punch holes in it. (Be careful of small, thin parts).
- *Connect the parts to the right area & have fun with your new paper toy!

Find More Fun at:



www.etsy.com/shop/artistinlalaland



YOU CAN DO THIS TOO!

Where to start: All of our actors started out playing and telling stories when they were young -then they decided to study acting in school. Now they are pros! Here are some ways you can start doing theatre right away!

In School! Does your school have plays or musical performances? This is a great place to start.

In Your Community! Many towns have community theaters or local acting groups. See if you can try out!

Start Something! If your school doesn't have a drama club or a theatre club, talk to your favorite teacher about how you might be able to start one.

At Home! Get together with friends, cousins, brothers and sisters and make your own play. You can make up plays based on your favorite books and stories. Invite family and friends to see your performance.

Try new things and do your best at them! There are lots of jobs in the theatre besides acting. There are people who paint the sets, make costumes, write plays and more. Get the most out of your art, music and English classes. You can use all of these things to be a live theatre pro!

Before, During and After the Play...



BEFORE YOU SEE THE PLAY...

Attending the theatre is very different from watching TV or going to the movies. For one thing, the actors are real people who are performing right then and there. They can see and hear everything that happens in the audience. Because of this, YOU are an important part of the play and its important to do your job as an audience member well. Here are some tips before you see the play.

1. Please be quiet and respectful so everyone else around you can hear what's happening and so the actors can do their job.
2. If something is funny, it is okay to laugh!
3. The actors may ask you to participate. Don't be afraid to respond, ask a question or volunteer!
4. Keep your hands to yourself and your eyes up front.
5. If you like the play, be sure to clap at the end.
6. Have fun! Enjoy yourself!



After seeing the Play...

Write your own review of the play! A review is a way of telling your thoughts about a play, movie or book. Consider the following when you are writing your review.

What was your favorite part? Who was your favorite character? Can you summarize the play in your own words? If you had written this play, would you have done anything different? Would you recommend this play to a friend? Name one new thing you learned from watching this play!

FUN FACTS ABOUT THEATRE!

After a play is over and everyone goes home, there is always a light left on backstage. It's called a ghost light!

The oldest play that is still around was written by an Ancient Greek named Aeschylus. It's almost 2500 years old!

The longest performance on stage ever was over 23 hours long! It happened in New Jersey in 2010.

William Shakespeare is a famous play writer. He wrote 37 plays and is still quoted by many people. There are 157 million google pages that mention him--the most of any famous person ever!

In theatre, it's considered bad luck to tell an actor, "Good luck" before a performance. Instead, you're supposed to say, "Break a leg!"

Everything about the Theatre!



A mini-van is our hip and favored mode of transportation for touring the country!

THEATRE VOCABULARY!

Actor: The people on-stage performing the play.

Backdrop: The background for the play.

Props: Anything that an actor holds while on-stage--a cane, book or rubber chicken.

Downstage: the area closest to the audience a long time ago stage were built at angles.



Upstage: The area away from the audience, like the back wall of the a stage.

Director: The person who told the actors where to go while they were on-stage and helped them create the characters they played.

Facts about us!

1. Did you know we're owned by an Emmy winning actor?
2. Our actors average 1,000 miles a week traveling the country to entertain young audiences.
3. Our programs have been seen in almost every corner of the country and even around the world.
4. We watch over 1200 actors audition before we cast our season.
5. We offer dozens of different shows a season from Black History to anti-bullying and literary classics.
6. We toured Moscow with performances of our Aesop's Fables.
7. We're based in Asheville, NC.

ABOUT US!

Founded in 2003, Bright Star Theatre tours the nation offering high quality, affordable programs to every imaginable venue. We've had countless engagements at the National Theatre, toured to Moscow and are so grateful to be in your very school today!

Costumes: The wigs, clothing and glasses that the actors wore to help flush out their characters .



Auditions: How an actor gets a role is by auditioning. They may have to interview, pretend to be a character from the play or read something from it.

Set Designer: The person who decided what should be on the background and who painted or created it.

The Process of a Play:

1. Actors audition
2. Directors cast the show (that means they choose actors)
3. The directors and actors rehearse the play (that means they practice it).
4. A team of people works on building the set, costumes and props.
5. The play opens (that means it is performed for the first time)!

Were there other terms that came from the experience of seeing the live play that you'd like to learn more about?



BRIGHT STAR THEATRE

Bright Star Touring Theatre performs across the country from Boston to Burbank and many schools, museums, theaters and community events in between. Each season our shows run the gamut from Black History to anti-bullying, from literary classics to biographical shows. Our shows are available throughout the year for any event in any part of the world.

THE LEGEND OF SLEEPY HOLLOW

Created by Bright Star Touring Theatre-Lead Authorship carried out by David Ostergaard, All Rights Reserved.

Learn more about this show, this company & our whole Season:

www.brightstartheatre.com

We want every show to be special and remarkable for our audience. Please feel free to connect with us at anytime to tell us about your experience:

David@brightstartheatre.com

