

# FrankenSTEM

A HORRIFYINGLY HILARIOUS ADVENTURE THROUGH STEM!

## About the Show!

Join Dr. Frank N. Stein as he brings his masterpiece to life! The only problem this bumbling doctor has is that he just can't seem to figure everything out. With the help of the audience and his gritty assistant, Igor, they are able to explore the world of Science, Technology, Engineering and Math to bring their creation to life! This hilarious tale sparks an interest in STEM subjects through fun and artistic

It's  
Alive...  
It's  
ALIVE!!



## The Story Reimagined!

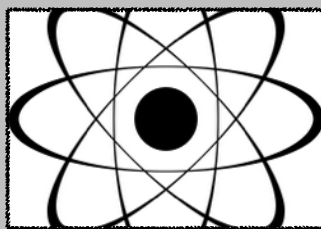
We all know the beloved story of Frankenstein, but you won't believe our spin on it! Let's take a journey back in time to when Dr. Frank N. Stein first found his love for all things STEM! This entertaining and truly captivating show helps introduce your students to the benefits and real-life

applications of STEM. We've brought back the bumbling assistant Igor as he learns right along side with your students. This adaptive story makes learning scientific terms a breeze! Our fun take on a spooky tale will have your students engaged from start to finish.




### WHAT DOES STEM STAND FOR?

- ★ Science
- ★ Technology
- ★ Engineering
- ★ Math



### THERE ARE MANY DIFFERENT KINDS OF SCIENCE:

Physics, chemistry, biology, geology, and astronomy are all different kinds of science. Which kind(s) of science do you find most interesting?



### WHAT IS TECHNOLOGY?

**TECHNOLOGY** is using science for practical purposes, as well as the tools and machines used to solve problems and/or do new things.



## STEM CLASSROOM ACTIVITIES!

**SCIENCE: FLOATING PIPE CLEANERS** Grab an empty plastic box and fill it up with pieces of pipe cleaners. Attach a magnet to the end of a popsicle stick and hold it against the plastic box. Let your students take turns making the pipe cleaners float!

**TECHNOLOGY: NASA EXPLORATION** Print out pictures of NASA headquarters and pictures taken from space. Explain how that would not be possible without technology, and discuss what would have happened if we had never had the tools to enter space.


**ENGINEERING: STRAW BRIDGE** Have your students build a bridge that can support a pound weight using only straws, tape, yarn and paper clips! Explain the difference between an arch, beam, suspension and truss bridges and explore which methods hold the most weight.

**MATH: MATH FACT DOMINOES** Make math fact dominoes by putting an equation on one end, like  $1+2$ , and an answer on the other, like 5. Then have the students connect the math problem side to the correct answer of a difference stick! Mix up addition and subtraction and discuss the importance of math in every

### Discussion Points

1. What does STEM stand for?
2. Why is science so important in our every day life?
3. What would our world look like without technology?
4. What's an invention you could make that would make the world a better place?

## STEM Stars!




### ALBERT EINSTEIN!

Noble prize winning physicist who also dedicated much of his life to writing about peace and the quality of the human spirit. He was told by his family and teachers that his way of thinking was too odd. Little did they know his quirky imagination is what would make him such a brilliant scientist!

### Bill Gates!

Growing up, he was no stranger to being called a nerd. Now he is the millionaire behind Microsoft computers. One of his most famous quotes is, "Be nice to nerds. Chances are you'll end up working for one".



### NIKOLA TESLA!

Known as one of the greatest geeks who ever lived, Tesla helped move us from candles to electricity! We can thank him for things like AC current, lightbulbs, radios and radar!

### Katherine Johnson

Johnson was known as one of NASA's "human computers." She graduated with degrees in math and French at just 18 years old! She was instrumental in sending the first American into space!






## LET'S DROP SOME STEM KNOWLEDGE

1. The average job in STEM pays 70% more than the national average!
2. The states of Kansas and Missouri will have 185,000 STEM jobs by the year 2018!
3. In the last ten years, we have doubled our need for STEM jobs!
4. STEM jobs are set to quadruple in the next ten years!
5. The Girl Scouts just unveiled a new STEM initiative including 23 new badges to encourage young women to get interested in STEM!

## BIG HAIR. DON'T CARE.



\* Sir Isaac Newton! He may have rocked a mean wig, but he was so much more than that. He was a genius mathematician, astronomer, and physicist.



Albert Einstein! His hair may be wacky, but his brain was brilliant. He developed the theory of relativity! Relativity is one of the two pillars of modern physics.

## More Stem Thinking Questions!

1. 100 years from now, what do you think will be invented? What will the future look like?
2. What would happen if the world lost gravity for a whole day?
3. If you had to measure your height in Oreos, how many Oreos do you think it would take?
4. If we could start living in space, would you? Why or why not?
5. What are bubbles? How do they stay so round?

## CAN YOU NAME ANY STEM JOBS?

See if your students can think of some famous STEM jobs! Things like NASA, computer specialists, engineers, security, health and wellness fields, doctors, web developer and so much more! Go around the room and ask each student what their dream job is, and then find out how STEM can help them achieve those dreams!



### STEM Connections!

Have a discussion with your students about how all of STEM is connected! Explain how it's hard to have Science without the knowledge of Mathematics, and how Technology couldn't stand alone without the help of Engineering! Show them how starting interest in the STEM field early can set them up for success later on!

### Get Involved!

- \*Ask your teacher if your school has any STEM related programs! If they don't, ask how you can be involved in starting one!
- \*Go to your local library and see if they have STEM nights!
- \*Ask a parent or guardian to help you find more information online!



## YOU CAN BE AN ACTOR, TOO!

**Where to start:** All of our actors started out playing and telling stories when they were young -then they decided to study acting in school. Now they are pros! Here are some ways you can start doing theatre right away!

**In School!** Does your school have plays or musical performances? This is a great place to start.

**In Your Community!** Many towns have community theaters or local acting groups. See if you can try out!

**Start Something!** If your school doesn't have a drama club or a theatre club, talk to your favorite teacher about how you might be able to start one.

**At Home!** Get together with friends, cousins, brothers, sisters and make your own play. You can make up plays based on your favorite books and stories. Invite family and friends to see your performance.

**Try your best at new things!** There are lots of jobs in the theatre besides acting. Painters, set builders costumers, playwrights and more!

## Before, During and After the Play...



### BEFORE YOU SEE THE PLAY...

Attending the theatre is very different from watching TV or going to the movies. For one thing, the actors are real people who are performing right then and there. They can see and hear everything that happens in the audience. Because of this, YOU are an important part of the play and its important to do your job as an audience member well. Here are some tips before you see the play.

1. Please be quiet and respectful so everyone else around you can hear what's happening and so the actors can do their job.
2. The actors may ask you to participate. Don't be afraid to respond, ask a question or volunteer!
3. Keep your hands to yourself and your eyes up front.
4. If you like the play, be sure to clap at the end.
5. Have fun and enjoy!

## FUN FACTS ABOUT THEATRE!

After a play is over and everyone goes home, there is always a light left on backstage. It's called a ghost light!

The oldest play that is still around was written by an Ancient Greek named Aeschylus. It's almost 2500 years old!

The longest performance on stage ever was over 23 hours long! It happened in New Jersey in

2010.

William Shakespeare is a famous playwright, actor and poet. He wrote 37 plays like Romeo & Juliet, Macbeth and Hamlet and is still quoted by many people. There are 157 million google pages that mention him--the most of any

famous person ever!

In theatre, it is considered bad luck to tell an actor, "Good luck" before a performance.

Instead, you are supposed to say, "Break a leg!" and that actually means good luck.

## After Seeing the Play...



**Write your own review of the play!** A review is a way of telling your thoughts about a play, movie or book. Consider the following when you are writing your review.

*What was your favorite part? Who was your favorite character? Can you summarize the play in your own words? If you had written this play, would you have done anything different? Would you recommend this play to a friend? Name one new thing you learned from watching this play!*



# Everything about the Theatre!



A mini-van is our hip and favored mode of transportation for touring the country!

...

## THEATRE VOCABULARY!

**Actor:** The people on-stage performing the play.

**Backdrop:** The background for the play.

**Props:** Anything that an actor holds while on-stage--a cane, book or rubber chicken.

**Downstage:** the area closest to the audience- a long time ago stages were built at angles.



**Upstage:** The area away from the audience, like the back wall of the a stage.

**Director:** The person who told the actors where to go while they

## Facts about us!

1. Did you know we're owned by an Emmy winning actor?
2. Our actors average 1,000 miles a week traveling the country to entertain young audiences.
3. Our programs have been seen in almost every corner of the country and even around the world.
4. We watch over 1200 actors audition before we cast our season.
5. We offer dozens of different shows a season from Black History & anti-bullying to literary classics, science and more!
6. We tour to Moscow & St. Petersburg, Russia each year with performances.
7. We're based in Asheville, NC.

### ABOUT US!

Founded in 2003, Bright Star Theatre tours the nation offering high quality, affordable programs to every imaginable venue. We've had countless engagements at the National Theatre, toured to Moscow and are so grateful to be in your very school today!

were on-stage and helped them create the characters they played.

**Costumes:** The wigs, clothing and glasses that the actors wore to help flush out their characters .



**Auditions:** How an actor gets a role is by auditioning. They may have to interview, pretend to be a character from the play or read something from it.

**Set Designer:** The person who decided what should be on the background and who painted or created it.

The Process of a Play:

1. Actors audition
2. Directors cast the show (that means they choose actors)
3. The directors and actors rehearse the play (that means they practice it).
4. A team of people works on building the set, costumes and props.
5. The play opens (that means it is performed for the first time)!

Were there other terms that came from the experience of seeing the live play that you'd like to learn more about?

## BRIGHT STAR THEATRE

Bright Star Touring Theatre performs across the world from Washington state to Moscow, Russia and many schools, museums theaters and community events in between. Each season our shows run the gamut from Black History to anti-bullying, from literary classics to biographical shows. Our shows are available throughout the year for any event anywhere... literally!

## FRANKENSTEM

Created by Bright Star Touring Theatre- Lead Authorship carried out by Joshua Batenhorst. All Rights Reserved.

Learn more about this show, this company & our whole Season:

[www.brightstartheatre.com](http://www.brightstartheatre.com)

## FRANKENSTEM

Made its national tour debut in Fall 2017.

We want every show to be special and remarkable for our audiences. Please feel free to connect with us at anytime to tell us about your experience:

David Ostergaard, Owner, Founder, CEO  
[David@brightstartheatre.com](mailto:David@brightstartheatre.com)